



INSTANT CLASSROOM

Getting Started

- Create a new group:

[Create/Import New Group](#)

- Enter a group name and enter up to 100 names

Class Nickname:

Name #1:

Name #2:

Name #3:

- You may also use the “Bulk Upload” feature to import an older class list file or to import names separated by a comma or other special character








- Click “Create Class List”

[Create Class List](#)

- Your class is now added to your list for future use:

Group Name	Tools	Edit	Delete? Check to confirm
The Sample Class 30 members	  	 	<input type="checkbox"/> Delete Group

Icon Key

				
Seating Chart Tool -Create, modify, and print seating charts for all of your groups.	Random Name Generator Randomly shuffles the names on your class list to display group member names in a different order each time.	Group Maker Randomly create groups with 2-10 members each.	List Editor Add, delete, or modify the names on your group list.	Photo Upload Upload photos for use with Seating Charts & the Random Name tool.

You can change your password or contact email at any time by clicking “My Account”

 [My Account](#)